



# Tourism Statistics Summary – December 2012

## OVERVIEW

December 2012 visitor arrivals totalled 13,564, an increase of 10.5% for the period over December 2011. This increase was as a result of the increases in both Tourist and Excursionist arrivals during this Christmas Season.

Arrivals by purpose of visit showed that 98.0% of visitors came to Anguilla for vacation and the other 2.0% came on business. Visitor arrivals by air represented 15.5% of arrivals and majority, 84.5% of visitors by sea.

Total Visitor arrival at the end of 2012 totalled 129,391, an increase of 4.7% over the 123,558 in 2011.

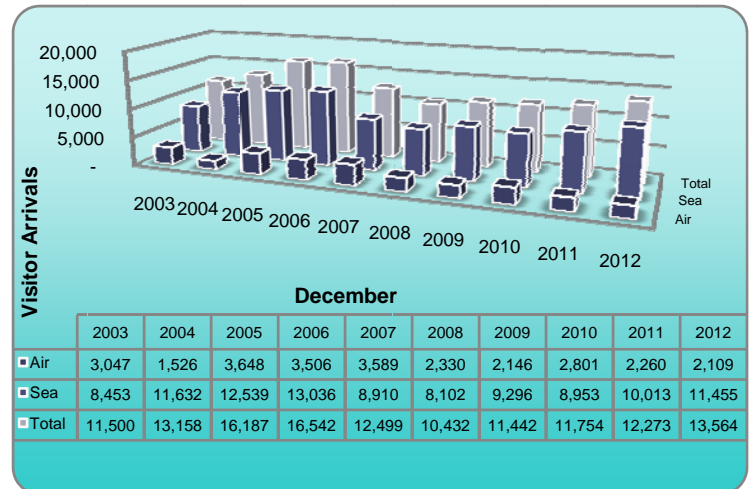


Figure 1: Visitor Arrivals, December 2003-2012

## PASSENGER MOVEMENT

Passenger arrivals (residents and visitors) were up this month by 5.9% to 22,560 passengers compared to the same period in 2011.

Inward passenger movements through the seaports totalled 19,613 arrivals (86.9%). Of which, 17,082 (87.1%) passengers entered at the Blowing Point terminal and 2,531 (12.9%) arrived at the Sandy Ground port. 2,947 passengers came into Anguilla via the Clayton J. Lloyd International Airport (13.1%).

Passenger departures for this period were also up this month, 4.9% compared to the same period in 2011 to 20,742 departures.

18,535 (89.4%) passengers departed Anguilla via the seaports, where 16,232 passengers (87.6%) exited through the Blowing Point terminal and 2,303 passengers (12.4%) made their exit from the Sandy Ground port. 2,207 passengers (10.6%) departed from the Clayton J. Lloyd International Airport.

## TOURISTS (Stay- Over Visitors)

Tourists, also referred to as stay-over visitors, to Anguilla for December 2012, totalled 7,230; 3.8% higher than the same time last year.

The Clayton J Lloyd International Airport held a share of 28.4%, 71.5% of visitors through the Blowing Point port and 0.1%.through the Sandy Ground port.

Tourist annual arrivals for 2012 amounted to 64,698, but this represented a decrease over 2011 of 1.6%. Quarterly, tourist arrivals amounted to 14,986 and this also represents a decline of 1.7% over 3<sup>rd</sup> quarter 2011 figure.

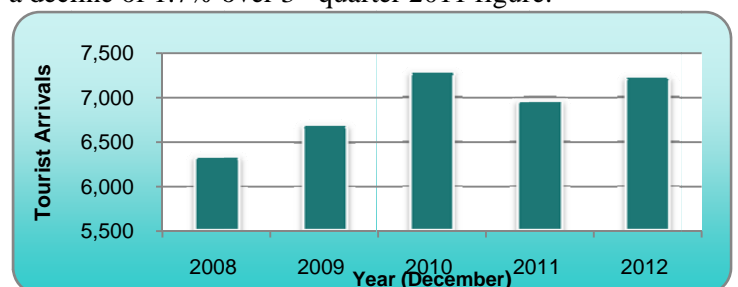


Figure 2: Tourist Arrivals, December 2008 - 2012

## TOURISTS (Stay- Over Visitors) *continued*

The average intended length of stay of tourists this month compared to December 2011, shortened from 9.0 days to 8.5 days. The largest amount of tourists (41.3%) spent 4 to 7 days in Anguilla. 32.8% of tourists spent 8 to 15 days, followed by 15.9% who indicating 1 to 3 days, 3.5% for 16 to 22 days and 6.5% staying for 23 or more days.

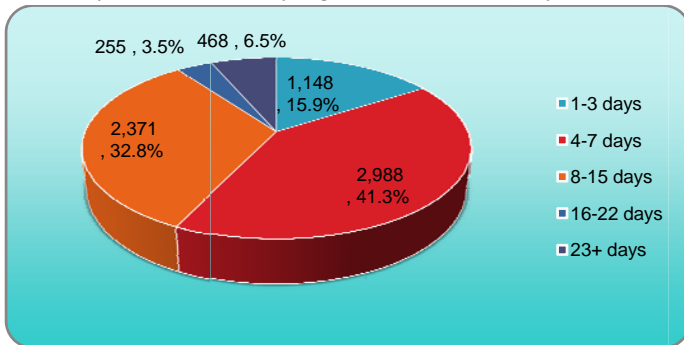


Figure 3: Tourist Arrivals by Length of Stay, December 2012

This increase in December's arrivals was due to increases in seven source markets; while there were declines in three markets over their December 2011 figures. The largest increase was reported by 'Other Countries' with 55.6%,

followed closely with 52.0% by 'Germany' and 28.6% by Canadian market. The largest decrease was reported by the 'U.K' with 13.0%, followed by the 'French West Indies' St.Martin with 5.6% and 'Other European countries' by 2.5%.

The U.S.A. which is the largest source market accounted for 66.6% of arrivals this month reporting a 0.7% increase for the period under review. Annually, the USA accounted for 64.6% of total visitors reporting a 2.4% decline for 2012.

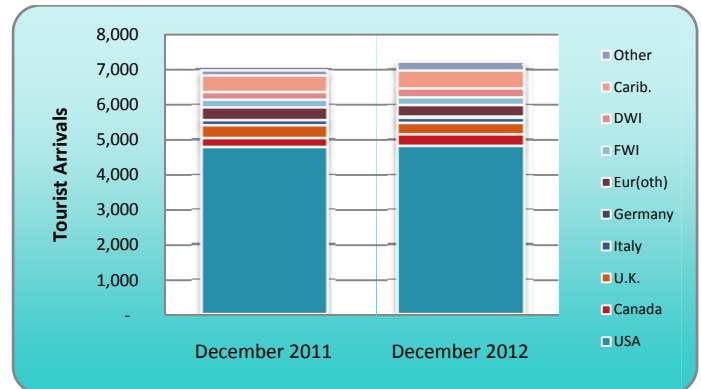


Figure 4: Tourist Arrivals by Country of Residence, December 2011 and 2012

## EXCURSIONISTS (Day Trippers)

December 2012 experienced an increase in the number of excursionist arrivals (day trippers) into Anguilla, up 19.3% over December 2011 to 6,334 day trippers. Annually, day trippers to Anguilla increase by 12.0% over 2011 annual figure.

6,279 (99.1%) of excursionists entered Anguilla via the seaports, 59.9% of which came in at the Blowing Point

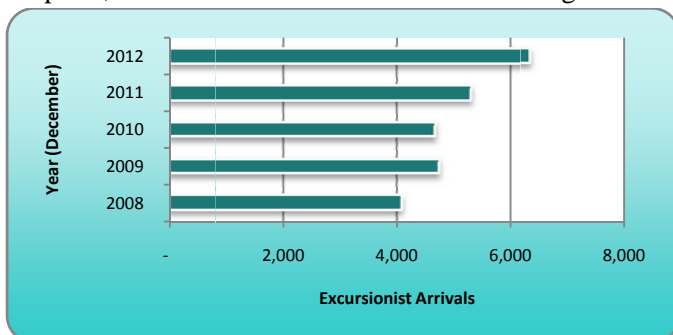


Figure 5: Excursionist Arrivals, December 2008-2012

terminal and 40.1% at the Sandy Ground pier. 0.9% entered at the Clayton J. Lloyd Airport.

Excursionist arrivals experienced decreases from two source markets, the 'French West Indies' and the Canadian markets with 7.4% and 3.8% respectively. The highest recorded increase was from the 'Caribbean' market followed by the German market with 68.1% and 58.4% respectively.

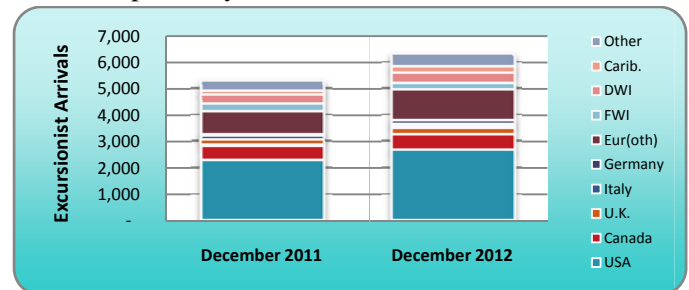


Figure 6: Excursionist Arrivals by Country of Residence, December 2011 and 2012

This report, along with other Tourism Data, is available at the Government of Anguilla Statistics Department's website: <http://gov.ai/statistics/tourism.htm>

ANGUILLA STATISTICS DEPARTMENT  
 OLD COURT HOUSE BUILDING  
 P.O. BOX 60 | THE VALLEY | ANGUILLA  
 BRITISH WEST INDIES  
 Telephone: +(264) 497-5731 | Fax: +(264) 497-3986  
 Email: [statistics@gov.ai](mailto:statistics@gov.ai)